



WOODWORKS INC.



CHURCH FURNITURE


Imperial Woodworks, Inc. has been making hand-crafted church furniture since our founding in 1960. While woodworking technology has progressed rapidly over the past 60 years, our reliance on highly skilled woodworkers remains the most critical element to our furniture. Today, all furniture manufactured by Imperial utilizes a combination of modern technology and old world craftsmanship to bring quality, custom designs, and timeless appearance that are unmatched. We welcome the opportunity to make you part of the Imperial family.



TABLE OF CONTENTS	
Pulpit Furniture.....	3-12
Stacking Chairs.....	13
Communion Rails	14
Clergy Pews	14
Narthex Furniture	14
Baptismal Fonts	14
Lecterns.....	15
Prayer Desks	15
Tithe and Offering.....	15

200 SERIES

NO. 200 PULPIT CHAIR
27" W, 21" D



44" H

48" H

44" H

OPTIONAL CROWN BACK



NO. 201 PULPIT
29" W, 18" D, 48" H



NO. 200W WING PULPIT
45" W, 18" D,
48" H



NO. 200W WING PULPIT
Rear view



NO. 200 FLOWER STAND
14" x 14" x 32" H

NO. 200 COMMUNION TABLE
60" W x 24" D x 32" H

NO. 200 FLOWER STAND
14" x 14" x 32" H



NO. 205 TABLE
54" L, 22" D, 32" H



400 SERIES

NO. 400 PULPIT CHAIR
27" W, 21" D



NO. 401 PULPIT
29" W, 18" D, 48" H



NO. 405 TABLE
54" L, 22" D, 32" H



NO. 400W WING PULPIT
with cross
45" W, 18" D,
48" H



NO. 600 COMMUNION TABLE
60" W, 24" D, 32" H

NO. 400 FLOWER STAND
14" x 14" x 32" H

NO. 400 FLOWER STAND
14" x 14" x 32" H



NO. 400 COMMUNION TABLE
60" W x 24" D x 32" H

500 SERIES

NO. 500 Pulpit Chair
27" W, 21" D



44" H

48" H

44" H

OPTIONAL CROWN BACK



NO. 501 PULPIT
29" W, 18" D, 48" H
Bible carving is optional



NO. 5402 PULPIT
34" W, 22 1/2" D, 45" H



NO. 5405 Pulpit
Top 36" W x 28" D.
Overall height 43"



NO. 500 COMMUNION TABLE
60" W x 24" D x 32" H

NO. 500 FLOWER STAND
14" x 14" x 32" H

NO. 500 FLOWER STAND
14" x 14" x 32" H

NO. 500W WING PULPIT
45" W, 18" D, 48" H



NO. 560 COMMUNION TABLE
60" W, 24" D, 32" H



NO. 505 TABLE
54" L, 22" D, 32" H

810 SERIES



**NO. 810W
WING
PULPIT**
45" W, 18" D,
48" H



NO. 811 PULPIT
29" W, 18" D, 48" H



**NO. 810
COMMUNION TABLE**
60"W x 24"D x 32" H



**NO. 810
FLOWER STAND**
14" x 14" x 32"H

**NO. 815
COMMUNION TABLE**
54" L, 22" D, 32" H



820 SERIES



NO. 820W WING PULPIT
45" W, 18" D, 48" H



NO. 821 PULPIT
29" W, 18" D, 48" H

**NO. 820
COMMUNION TABLE**
60"W x 24"D x 32" H



**NO. 820
FLOWER STAND**
14" x 14" x 32"H

**NO. 820
FLOWER STAND**
14" x 14" x 32"H

NO. 825 TABLE
54" L, 22" D, 32" H



900 SERIES

NO. 900 PULPIT CHAIR
27" W, 21" D



NO. 900W-2 WING PULPIT
68" W, 34" D, 48" H



NO. 900W-1 WING PULPIT
56" W, 24" D, 48" H



NO. 900 LECTERN
39 1/2" W, 24" D, 48" H



NO. 905 OPEN TABLE
54" W, 22" D, 32" H



NO. 900 FLOWER STAND
14" W, 14" D, 32" H

NO. 900 COMMUNION TABLE
60" W, 24" D, 32" H

NO. 900 FLOWER STAND
14" W, 14" D, 32" H



NO. 900 COMMUNION TABLE
Sliding by-pass doors

8201 SERIES

NO. 8200 PULPIT CHAIRS, TWO-TONE
27" W, 21" D




NO. 8201 PULPIT
36" W,
24" D,
46" H
16" X 20"
Adjustable
Bible Rest



NO. 8201 FLOWER STAND
14" x 14" x 32" H

NO. 8201 COMMUNION TABLE
60" W x 24" D x 32" H

NO. 8201 FLOWER STAND
14" x 14" x 32" H



NO. 8200 PULPIT CHAIRS, ALL-STAINED
27" W, 21" D



NO. 8201 ALL-STAINED PULPIT
Adjustable Bible Rest telescopes up and down.



NO. 8201 COMMUNION TABLE, ALL-STAINED
60" W x 24" D x 32" H

8300 SERIES



NO. 8301 PULPIT
36" W, 24" D, 46" H
16" x 20" Bible Rest



NO. 8300 FLOWER STAND
14" W, 14" D, 32" H

NO. 8300 COMMUNION TABLE
60" W, 24" D, 32" H



NO. 8305 COMMUNION TABLE
60" W, 24" D, 32" H

8400 SERIES



NO. 8401 PULPIT
36" W, 24" D, 46" H
16" x 20" Bible rest



NO. 8400 FLOWER STAND
14" W, 14" D, 32" H
(also available in all-stained)



NO. 8420 COMMUNION TABLE
60" W, 24" D, 32" H
(two-toned above, all-stained right and left)



NO. 8405 COMMUNION TABLE
60" W, 24" D, 32" H
(also available in all-stained)

CUSTOM FURNITURE

Hand-crafted, original designs of pulpits, tables, altars, and complete chancel furniture sets are available to meet your needs and your expectations. These items represent a small portion of the custom work available with Imperial.



1-CU PULPIT



1-CU ALTAR



8302-CU PULPIT



8402-CU PULPIT



810-CU PULPIT



810-CU TABLE



200W-CU PULPIT

STACKING CHAIRS

65 METAL FRAME CHAIR



- 3" Seat foam
- 1 1/2" Back foam
- 20 1/2" Wide
- Includes wire underseat bookrack
- Gangs in straight rows
- Stacks 6 high



87 OAK CHAIR



- 3" Contoured seat
- 1" Back foam plus 1" lumbar support
- Finished wood backside
- Gangs in straight rows
- 22" Wide



90 WOOD FRAME CHAIR



- 3" Seat cushion
- 1 1/2" Back cushion
- 21" Wide
- Gangs in straight rows
- Stacks 5 high
- Optional wood finished backside



COMMUNION RAILS

Available in various designs suitable to your decor and service needs, communion rails are built in lengths to meet your job conditions. Kneeler cushions are 2" thick and 12" wide. They are available in a wide selection of designer colors and fabrics. When a riser is not provided, a kneeler platform can be added. Gates, removable sections and cup trays are optional. Pictures shown below feature optional kneeler platform.



NO. 200

NO. 400

NO. 500

NO. 810

CLERGY PEWS

Available in a variety of finishes and fabrics, and in one-seat (2'4") and two-seat (4'0") sizes.



**NO. 953 / 984
SEDILIA**
Upholstered foam cushioned back and seat.

953 / 984 – (1) One Seat 2' 4"
953 / 984 – (2) Two Seats 4' 0"



**NO. 940 / 984
SEDILIA**
Upholstered foam cushioned seat, flat wood back.

940 / 984 – (1) One Seat 2' 4"
940 / 984 – (2) Two Seats 4' 0"

NARTHEX FURNITURE

An inviting first impression can be created with our narthex or foyer furnishings. Desks, tables and settees offer durable and functional furniture in lovely wood finishes.

NARTHEX SETTEE


The narthex settee is available in lengths needed to meet job conditions.



NO. 300 SERIES – Wood seat
NO. 400 SERIES – Fixed padded seat (as shown)
NO. 500 SERIES – With loose cushion



NO. 305 FOYER TABLE
54" long, 22" deep and 32" high.




**NO. 33
REGISTRY DESK**
24" wide, 18" deep, 43" high



**NO. 32
MEMORIAL DESK**
24" wide, 18" deep, 42" high

BAPTISMAL FONTS

Baptismal fonts include a removable stainless steel bowl and swivel cover. The dove carving is optional. Baptismal fonts are 38" high to the bowl and 18" through the diagonal.




NO. 200



NO. 400



NO. 500



NO. 701




NO. 810



NO. 820

LECTERNS



Lift-lid Storage
12 1/2" W
x 9 1/4" D
x 4" H

T-15
Lift-lid Lectern
20 3/4" W x 18" D x 45" H

Top: 20" W x 16" D

T-30
Recessed Top Lectern
20" W x 16" D x 45" H

Top: 20" W x 16" D

T-35
Cross Base Lectern
20" W x 16" D x 45" H

Available with
optional cross

T-40
Full Pedestal Lectern
20" W x 16" D x 45" H

PRAYER DESKS

Stylishly built to offer long-term use, our prayer desks include upholstered kneeler cushions. Crosses and carvings are optional. Prayer desks are 22" wide, 23" deep and 32" high. They are also available in a 42" width.



NO. 200

NO. 377

NO. 400

NO. 500

NO. 810

TITHE AND OFFERING



#18 Tithe Box
12" x 12" x 37"



#40 Tithe Box
14" x 14" x 32"



#50 Tithe Box
14" x 14" x 32"



#80 Tithe Box
14" x 14" x 32"

Tithe Boxes are available in a variety of finish colors and come standard with lock.



Offering Tables and Offering Desks are finely hand-crafted and are available with optional locking drawer, or inscriptions "TITHE" or "OFFERING".



Colonial Offering Table
36" Long x 22" Deep x 32" High



#305 Offering Table
36" Long x 22" Deep x 32" High



#800 Offering Desk
36" Long x 22" Deep x 32" High



WOODWORKS INC.

www.pews.com

7201 Mars Dr. • Waco, Texas 76712

P.O. Box 7835 • Waco, Texas 76714

Toll Free: 1-800-234-6624